

CTP8-Rotate

8 (4) channel telemetry for rotating applications like wheels or rotors, high signal bandwidth, 16bit, software programmable




- Inputs for STG, TH-K, ICP or VOLT
- Simultaneous sampling
- 16 bit resolution
- Software programmable
- Signal bandwidth: up to 24kHz (4 CH)
- Battery power up to 10h
- Radio telemetry transmission
- Output analog +/- 10V
- Digital data interface to PC (option)
- Waterproofed ENC housing (IP65)

General functions:



The CTP8-Rotate is a 8-channel telemetry system for rotating applications with integrated signal conditioning for sensor signals, wireless digital transmission and analog reproduction. In the encoder/transmitter unit the sensor signals are conditioned, filtered (anti-aliasing) and digitized (16-bit). Simultaneous sampling is provided for all channels. Finally the PCM encoded data is transmitted via radio frequencies to the receiver. Various configurations of different sensor modules are available incl. signal conditioning for strain gages (STG), thermocouples type K (TH-K), ICP sensors, potentiometer sensors (POT) and also voltage inputs. Mixed configuration available (2-CH-steps). All sensor modules are software programmable via LAN-Adapter. The LAN-Adapter has an integrated web interface and enables easy access!

The stationary receiver provides 8x +/-10V analog outputs via BNC socket (option: digital PC interface). The analog signal bandwidth is 0-750 Hz (320kbit) and up to 0-12000Hz (5000kbit) for 8 channels. On request is a 4 CH version with 0-24000Hz (5000kbit) also available. The measurement accuracy is $\leq \pm 0.2\%$ (without sensor). The CTP8-Rotate is specified for operational temperatures from -20°C to $+70^{\circ}\text{C}$. The maximum distance between transmitter and receiving antenna is approx. 10-20 m (30-60 feet) – depending on the application! Mixed configuration available (2-CH-steps).



Specify CTP-xx modules at order!!

Frequency table	Cut off frequency from anit-aliasing filter (-3dB) and sampling rate (see red)	
Bit rate	4 CH (Option)	8 CH.
5000kbit	24000 Hz (62500 Hz)	12000 Hz (31250 Hz)
2500kbit	12000 Hz (31250 Hz)	6000 Hz (15625 Hz)
1250kbit	6000 Hz (15625Hz)	3000 Hz (7812.5 Hz)
625kibt	3000 Hz (7812.5 Hz)	1500 Hz (3906.25 Hz)
312.5kbit	1500 Hz (3906.25 Hz)	750 Hz (1953.125 Hz)


Different applications:

CAR wheel	Truck wheel	Helicopter rotor

CTP8-Rotate Transmitting Unit Technical Data (Encoder)




Encoder in IP65 Aluminum housing




Encoder inside

CTP acquisition modules (rotor side)




CTP-STG-V3

Acquisition module for 2 strain gages
 Full, half and quarter bridge ($\geq 350\Omega$)
 Fixed excitation 4V DC
 Offset calibration by auto zero
 Manual offset shifting after auto zero
 Gain: 125-250-500-1000-2000
 Test shunt-cal step
 Signal bandwidth 3 Hz to 12000Hz*
 (*see table of cut-off-frequency)
 Resolution 16bit
 Accuracy <0.2%
 Current consumption with full bridge 350 ohm 75mA




CTP-VOLT-V3

Acquisition module for 2x high level inputs
 Range: $\pm 0,625V$, $\pm 1,25V$, $\pm 2,5V$, $\pm 5V$, $\pm 10V$
 Signal bandwidth 3 Hz to 12000Hz*
 (*see table of cut-off-frequency)
 Resolution 16bit
 Accuracy <0.2%
 Current consumption 60mA




CTP-ICP[®]-V3

Acquisition module for 2 ICP sensors
 Current EXC. 4mA
 Gain: 1-2-4-8-16-32
 Signal bandwidth 3 Hz to 12000Hz*
 (*see table of cut-off-frequency)
 Resolution 16bit
 Accuracy <0.2%
 Current consumption 100mA




CTP-TH-K-V3

Acquisition module for 2x TH-K
Inputs galvanic isolated
 Range -50 to 1000°C, -50 to 500°C
 or -50 to 250°C
 Cut-off filter 30Hz (more on request)
 Resolution 16bit
 Accuracy: 0.2% at 1000°C range
 Current consumption 110mA



CTP-Pt100/1000 (RTD) V3

Acq. module for 2 RTD sensors
 Range -100 to 600°C, -50 to 300°C
 or -25 to 150°C
 Type Pt100 or Pt1000
 Current EXC. 1mA
 Connection: 4-, 3- and 2 wire
 Sensor break detection
 Signal bandwidth 6Hz
 Resolution 16bit
 Accuracy <0.2%
 Current consumption 60mA



CTP-CONTROL-V3


Controller 1- 32 acquisition modules
 Output: PCM
 Programmable via LAN adapter
 Current consumption 40mA, with LAN-adapter 140mA

System Parameters ENCODER:

Channels:	8 (optional 4 on request)
Resolution:	16 bit A/D converter with anti-aliasing filter, simultaneous sampling of all channels
Line-of-sight distance:	up to 20m (depends of application and bit rate)
Powering:	Li Ion Accumulator 7.2V 4600mAh, capacity up to 10 hours
Power consumption:	400 mA using 8x STG full bridge sensors 350 Ohms
Analog signal bandwidth:	See table
Transmission:	Digital PCM Miller format - FSK
Transmission Power:	10mW!
Dimensions:	Diameter 145mm, bottom plate diameter 175mm, height 62mm (without antenna)
Weight:	1.3 kg without sensor cables
Operating temperature:	- 20 ... +70°C
Housing:	Aluminum anodized, waterproofed (IP65)
Humidity:	20 ... 80% no condensing
Vibration:	5g Mil Standard 810C, Curve C
Static acceleration:	100g in all directions, 3000 RPM
Shock:	200g in all directions

Technical specifications are subject to change without notice!


CTP-DEC8 Receiver unit for max 8 Channels output BNC (radio transmission version with diversity receiver 312.5 ... 1250kbit)



CTP -DEC8 System Parameters:

Channel:	8 x +/-10V analog outputs BNC socket
Resolution:	16 bit D/A converter, with smoothing filter
Power supply input:	10-30 VDC, power consumption <24 Watt
Transmission:	Digital PCM Format – FSK,
Dimensions:	205 x 105 x 65mm
Weight:	1.25 kg without cables and antenna
Overall system accuracy between encoder input and decoder output:	+/-0.25% without sensor influences
Environmental	
Operating:	-20 ... +70°C
Humidity:	20 ... 80% not condensing
Vibration:	5g
Static acceleration:	10g in all directions
Shock:	100g in all directions

SET of CTP8-Rotate 315.5k...1250kbit telemetry



Web interface address:
IP 192.168.0.110

Settings:

STG

Gain 125-250-500-1000-2000
Half- and full bridge
Make Auto Zero YES/NO

ICP

Gain 1-2-4-8-16

VOLT

Range $\pm 0,625V$, $\pm 1,25V$, $\pm 2,5V$,
 $\pm 5V$, $\pm 10V$

TH-K

Range -50 to 1000°C, -50 to 500°C
or -50 to 250°C

Selectable for each channel!

